

The State of the States in Intellectual and Developmental Disabilities

Data Brief 2020 (4)



FAMILY SUPPORT IN TEXAS

Emily Shea Tanis, PhD, University of Colorado

SPENDING FOR FAMILY SUPPORT IN UNITED STATES

Total spending for Intellectual and Developmental Disabilities (IDD) services and supports in the United States reached \$71.6 billion dollars in adjusted spending in FY 2017. This represents a 20% increase in total spending in the last decade. However, despite the growth in overall spending for IDD services and supports, family support as a service category represents a mere 9.5% of total U.S. IDD spending. Family Support includes community-based services provided to families for people with IDD living in the family home such as financial subsidy/cash payments to families and supports such as respite care, family counseling, equipment, home adaptations, parent education and training, behavior management training, or other state-designated categories of family support. These supports are critical to families as reliance on natural supports increases as a result of family living arrangements, increased cost of care, and direct care workforce shortages.



SPENDING FOR FAMILY SUPPORT IN TEXAS

Total public spending for IDD services and supports in Texas in FY 2017 was \$2.68 billion. Total public spending has decreased each year since FY 2014 when it reached its historical peak at \$2.98 billion. In order to interpret expenditures across the United States, the State of the States in Intellectual and Developmental Disabilities Project captures *fiscal effort* - a measure of how much a state spends on IDD long-term

Figure 1: Fiscal Effort for United States and Texas FY 1977-2017

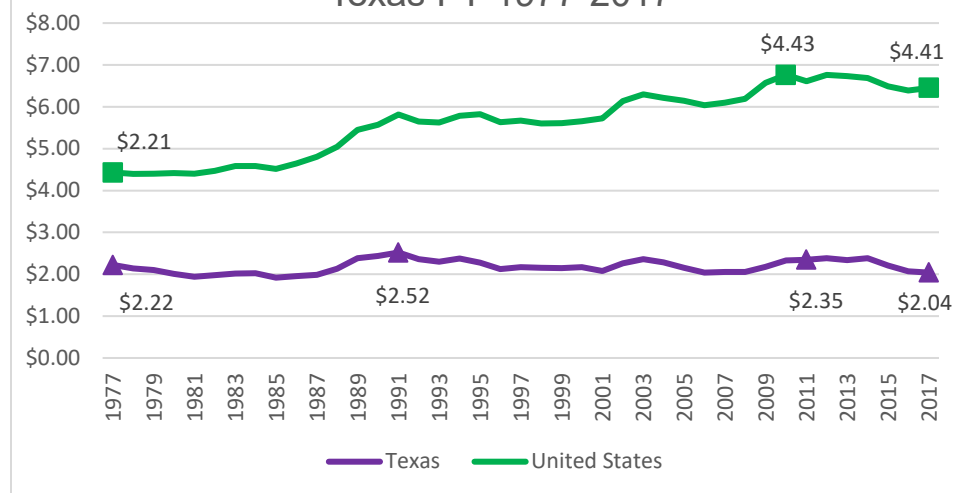
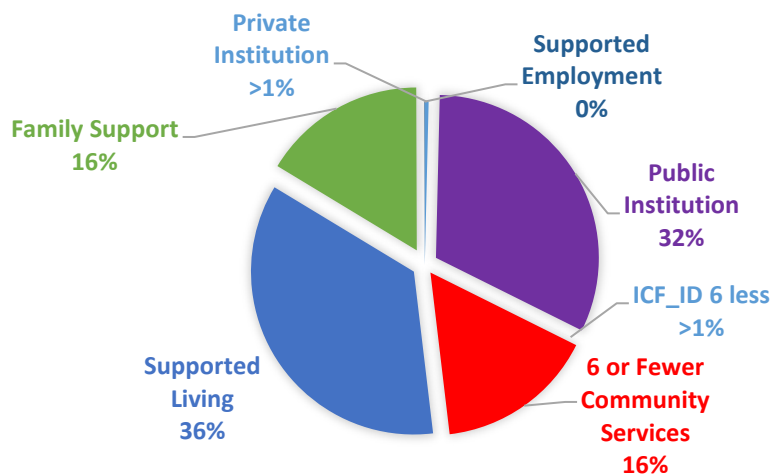
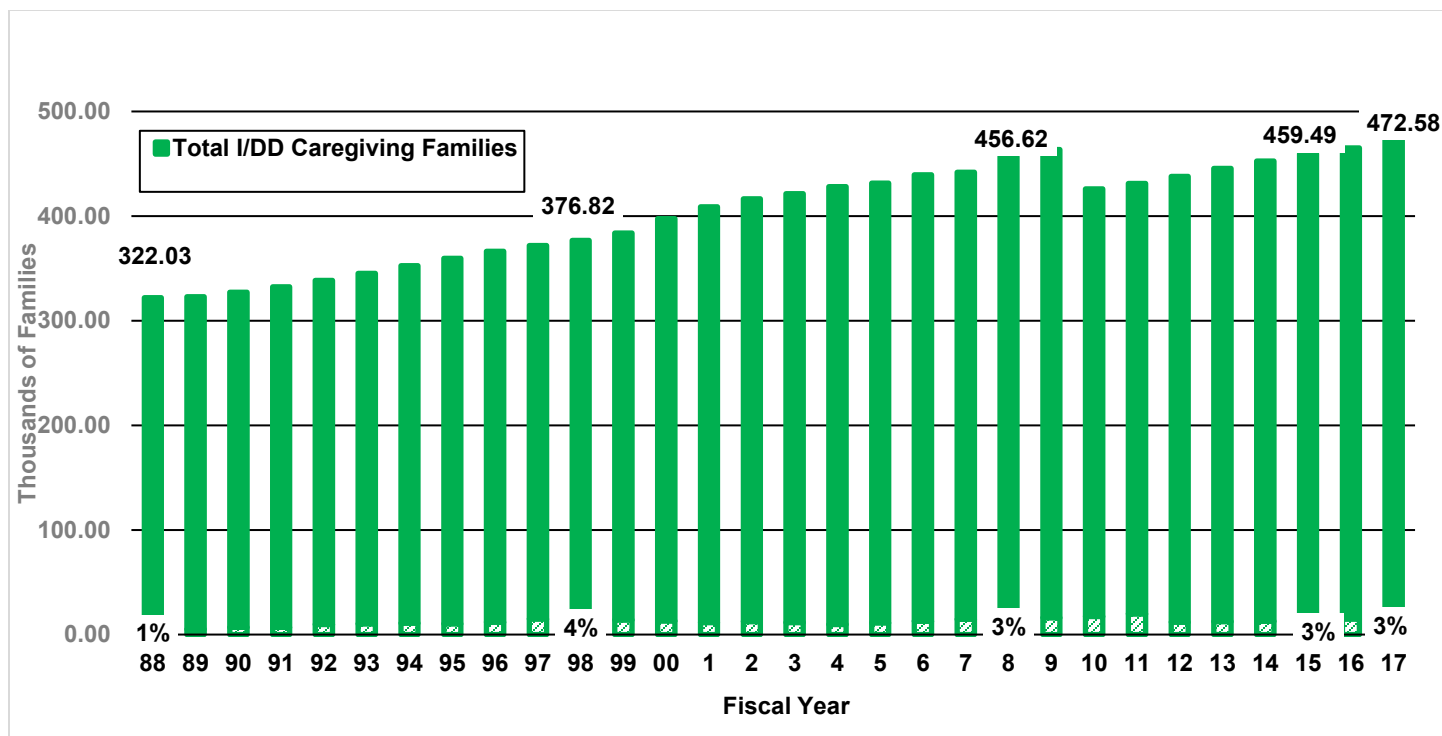


FIGURE 2: INDIVIDUAL AND FAMILY SUPPORT AS A PERCENTAGE OF OVERALL SPENDING FY 2017 IN TEXAS



supports and services per \$1,000 of statewide personal income. Between 2018 and 2019 Texas ranked in the top ten states with 6.0% increase in personal income¹. Given the upward momentum of personal income, in FY 2017 Texas ranked last in the nation in total fiscal effort committed to community services at \$2.04 (the national average is \$4.41) (Figure 1).² However, Texas has seen a stronger investment in family support since 2015 increasing expenditures from \$295 million to \$435 million.

Family support in Texas is 16% of the FY 2017 spending for IDD supports and services (Figure 2). This investment supports only 3% of the IDD caregiving families in Texas, leaving many families to pay out-of-pocket or identify alternative funding sources for support (Figure 3). It is up to families and professional advocates to advance awareness of family supports and seek alternative programs, services and funding.



*This brief was prepared for the Sibling Leadership Network (SLN) by the **State of the States in Intellectual and Developmental Disabilities Project** with support from the U.S. Office of Intellectual and Developmental Disabilities, Administration of Community Living. For more information or to create a custom chart for any of the 50 states or the US visit www.stateofthestates.org

¹ Federal Funds Information for states. (2019). *State policy reports*. 37(23-24, December). Washington, DC.

² Tanis, et. al. (2020). *State of the States in Intellectual and Developmental Disabilities: 2017*. University of Colorado. CO.